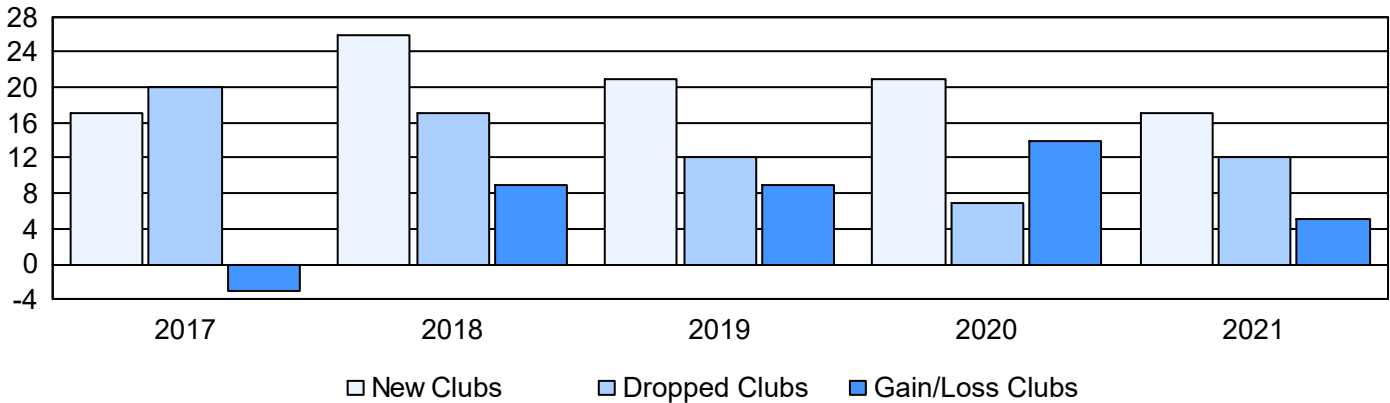
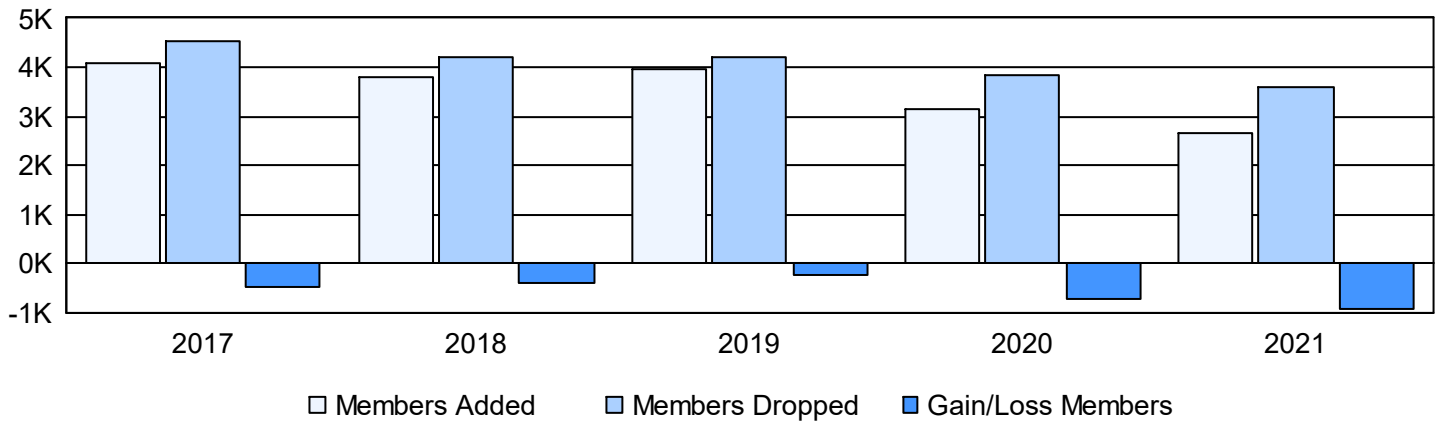


| Year | New Clubs | Dropped Clubs | Gain/ Loss Clubs | New Members | Charter Members | Reinstate Members | Transfer Members | Total Member Added | Total Members Dropped | Gain/ Loss Members |
|----------------|-----------|---------------|------------------|--------------|-----------------|-------------------|------------------|--------------------|-----------------------|--------------------|
| 2016-2017 | 17 | 20 | -3 | 3,138 | 455 | 195 | 281 | 4,069 | 4,549 | -480 |
| 2017-2018 | 26 | 17 | 9 | 2,689 | 678 | 131 | 300 | 3,798 | 4,213 | -415 |
| 2018-2019 | 21 | 12 | 9 | 2,891 | 584 | 170 | 303 | 3,948 | 4,191 | -243 |
| 2019-2020 | 21 | 7 | 14 | 2,220 | 570 | 115 | 242 | 3,147 | 3,853 | -706 |
| 2020-2021 | 17 | 12 | 5 | 1,806 | 476 | 138 | 227 | 2,647 | 3,583 | -936 |
| Average | 20 | 14 | 7 | 2,549 | 553 | 150 | 271 | 3,522 | 4,078 | -556 |

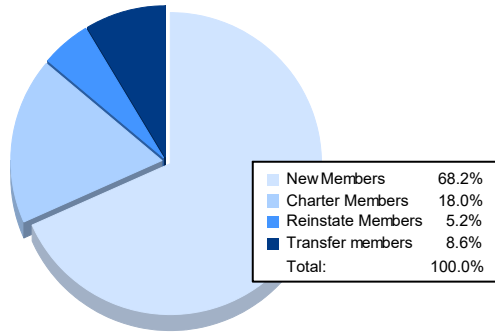
Clubs



Members



Membership Composition June 2021 Cumulative



Gender Composition June 2021 Cumulative

